THE DELAWARE-LEHIGH AMATEUR RADIO CLUB, INC.

NEWS

****
* AUGUST 2, 1990 *
****

RD #4
GREYSTONE BUILDING
NAZARETH, PA
18064

SKYWARN AND WHAT IT IS

SKYWARN

by Bill K3ANS

Program Chairman, DLARC

The National Weather Service and cooperating organizations have established severe local storm spotter networks in order to secure critical information on severe local storms. During the past 10 years tornadoes, severe thunder storms, and flash floods have killed about 3,000 people and injured thousands of others. While this figure may appear staggering, it is believed that thousands and possibly tens of thousands of lives have been saved by reports from storm spotters, such as the Skywarn Network.

In order to explain what this is all about, Lloyd and Donna Reinert (N3HJS and N3HMD) have been recently trained by KB3YS, EPA SM and head of the Central PA Skywarn program will be at the meeting to explain the program in more detail.

The Weather Bureau at ABE already has a full packet set-up installed, TNC, Radio and antenna. They will be looking for someone to take over and this could be a club effort.

****

NEW NAME FOR NEWSLETTER

Well the contest is over, within the next few months we will have a new name for this club newspaper. The winning entry was submitted by Robin Mosley, WA3T.

*** THE OK CORAL ****

The new masthead will appear in a few months.

****

DLARC INFORMATION LINE
Remember! for club information call

820-9110

70 REPEATER DOWN BUT BACK

The storm on July 9th wiped out the repeater controller on 146.70, W3OK. In record time, Don, W3LR and Ron, K3LPR had the 70 repeater pulled from the hill and the controller returned to the manufacturer. When it became apparent that the repair would exceed the value, a new controller was ordered and on July 19th, just 10 days after the hit, the repeater was back up and running.

The work of W3LR in getting this back on the hill and working is indeed a tribute to the technical expertise of this committee.

****

DID BIG SUCCESS

With 22 member of DLARC active, the Derriere in the Delaware was a big success on July 22nd. The largest number of operators in any activity of our club except Field Day, worked as a safety watch for the over 800 floaters who were in the Delaware River Benefit the Lehigh Valley Red Cross.



Red Cross officials were high in the praise of our group for the highly efficient handling of our communications.

Participating were the following according to the log kept in the Northampton County Van by KA3ONZ: W3PYF, KA3MOU, N3GOC, N5IEP, WA3ENE, KA3TEQ, KA3MOB, KA3ONZ, KA3ANG, N3GXW, N3AWT, KD3SQ, N3HQE, W3BPP, N3CVH, N3DSP, K9TBD, N3IGA, N3GDV, N3GRK, KA3ODI and W3CJI.

The county van, which was operated by KA3MOB and KA3ONZ, was in complete control at all times, with the Eddyside group headed by WA3ENE and N5IEP.

Working in the boats with the PA underwater Rescue Squad and the Garden State Squad were N3GRK and new member N3HQE.

de Clarence, W3PYF

FIELD DAY, THE DAY AFTER

by Bob, KU3K Field Day Chairman DLARC

I guess when you complete a weekend as I have just done, working with a super group of folks having similar interests you begin to really appreciate what power there is in cooperation. FIELD DAY is one of my favorite operating activities and as I looked at the sixty or so club members and friends on that hill in Hacketts Park that weekend in June, I realized that the Delaware-Lehigh Amateur Radio Club had once again proven it's worth not only to its peers but to the Pennsylvania communities it serves. I can tell you with great pride that our emergency preparedness machine is well oiled, in place, and ready...if need be within a few hours! Not only that, but as you will see when the scores are published in QST, our operation is one of the top in the country. As your chairman, I listened through the weekend as people commented to me about the event, but no comments were more heartfelt than those about the novices. Here was a group of the most enthusiastic people I have ever seen and seeing some of the "old timers" sitting with them, helping them become better operators brought back visions of my youth at similar Field Day outings many moons ago, and yes, I got more than a little choked up! Thanks must first go to "WE" and "US", for without these two very special people the success of this weekend would have been impossible! Special thanks to those who lent their equipment, made antennas, installed antennas, climbed towers, fueled generators, grilled dogs'n'burgers, baked cakes, made stew, made coffee, operated, logged, lugged, and those who were there for the whole weekend!!

Personally, I must offer my gratitude to those who always do what they do best and help whenever they are called upon. You folks know who you are and I will never forget. I was reminded by someone that my intensity in dealing with the chairmanship of this event sometimes causes me to become a bit of a tyrant. I know this to be true and apologize to any who may have been offended. I simply want events like this to succeed. To the poor guy I snapped at who was logging for me Sunday morning on 20 meters, I am ashamed to say I don't even know your name or call. Thank you! Finally, to KA3NJR, who understands the tolerance necessary to put up with the time demands of this hobby...I am in love with you!! de Bob, KU3K.....

****

BITS AND PIECES

Amateurs needing Kenwood parts may now call toll free 800-637-0388 to place orders at the Kenwood USA facility in California.

According to the ARRL Newsletter, Conditions were "rotten" on Field Day. Maybe we were better then we thought in the DLARC activity. It gave also gave us a taste of what's to come when the sun quiets down in another year or two.

****

FOR SALE

Computer Printers. Seikosha SP1200AI (Epson FX/IBM) three ribbons, and Adeus CP2000 Daisy Wheel (Diablo), 7 ribbons and 4 print wheels. Complete with manuals and one parallel cable. Each $125.00. ANTENNA, Mobile Larsen NLA Series 5/8 Wave 220 MHz, New still in pkg asking $40.00..Call Bob N3DMI (215) 253-2177.

Drake TR4CW $330.
Drake RV4CW vfo/spkr console $130.
Drake TV-1000 KW lowpass filter $35.
Azden PCS-4000 2m FM $185.
Opto-7000 600MHz portable counter $115.
Heathkit IM-2420 512 MHz counter $170
Waters Wattmeter/Dummyload KW $135.
D104 mic w/g stand $35.
Call Howard AE3T 215-395-9716

Heath SB-220 amplifier. Excellant condition, contest proven.
2 Kw on SSB 1 KW, CW. A pair of 3-500z's and heavy duty diode rectifiers in the power supply, good for 2 amps contunuous operation. Will give on air demonstration to interested buyers. Asking $ 450.00 < Firm > and if you bother to check around, and you should, that's a good and fair price.
Call, Gunke, KW3W, 865-1641

SUPERHETRODEYNES
Part 2
By Van - K3CP

The last time Ima Lidd and Elmer got together they discussed the first detector of a radio receiver. After thinking about all the things that Elmer had said, Ima wasn't sure what Elmer meant when he referred to ganged tuning.

"What did you mean when you said you could produce an intermediate frequency (I.F.) of 455 Khz.?" asked Ima. "What does ganging have to do with that?"

"Well," Elmer said, "we want the first detector to produce (at its output) a constant frequency of 455 Khz. You will remember we said that the local oscillator must be 455 Khz. from the incoming signal. Ganging means mechanically connecting the tuning capacitor shafts together so that they can be turned with one knob on the front panel. Then if we set the first detector input circuit to where we want it and then set the local oscillator 455 Khz from it, we will have our 455 Khz. difference. Now when we turn the knob, both capacitors will turn and the 455 Khz. difference will be maintained.

"Suppose we wish to tune to a signal that is 125 Khz. above WWV (10,125 Khz.) As we turn the knob, both capacitors turn the same amount with the input circuit tuned to 10,125 Khz. and the local oscillator tuned to 10,580 Khz. thereby maintaining the required 455 Khz. (difference) offset. "The function of the first detector", continued Elmer, "is to convert the incoming signal down to the IF frequency and to do it with the least amount of noise being added to the signal and with the least amount of signal attenuation. Remember one thing, Ima, as we talk about receivers and that is that amplification or gain is easy to achieve. Getting a good signal to noise ratio is far more important. We could amplify the signal many times, but we would, in most cases, be amplifying the noise as well."

"Let me interrupt, please, Elmer," said Ima. "I've heard about signal to noise ratio and never knew what it meant. Could you explain it to me?" "Yes, it's not very difficult," replied Elmer. "It is the ratio between the signal level and the noise level. For example - suppose the signal level was 50 microvolts and the noise was 10 microvolts, then the S/N ratio would be 5 to 1. Not an uncommon occurrence. When we say a station is in the noise level we mean that the signal and the noise are the same. That's why an S9 signal could be unreadable while an S2 or S3 could be Q5. So you see how important it is to have a good S/N ratio."

Elmer was satisfied that Ima Lidd was following the signal as it passed from the antenna through to the output of the first detector. "What happens to the signal after it has passed through the first detector?" asked Ima.

"It is fed into the intermediate amplifier (IF). This amplifier consists of 1, 2 or more stages and filters. It is the IFs that provide most of the gain and selectivity of a modern receiver. It is a fixed tuned amplifier - remember the frequency of the IF is always the same - 455 Khz. Therefore the design is much simpler than an RF amp. which must be tunable from 150 to 30,000 Khz. No band change switches are needed. The Q of the tuned circuits can be optimized and other advantages exist. "Ima, do you remember what an image is? We talked about it in one of our earlier discussions." "Yes, I do," responded Ima, "it's a signal that is twice the IF away from the desired signal. We have to get rid of it in the front end of the receiver."

"Very good, Ima, I am proud of you," said Elmer. "We can make that job much easier if we raise the IF to some higher frequency. If we make the IF around 8,000 Khz. that means that the image would be 16,000 Khz. away from the desired signal and much easier to reject in the front end of the receiver.

"Filtering in the IF amp. is very effective if the lower 455 Khz.is used. So it's common practice in some modern receivers to use two IFs. The higher frequency provides image rejection and the lower frequency is better for effective filtering." Elmer was satisfied that Ima was absorbing much of what they were discussing and he was prepared to continue in the next session. He felt that if Ima was not lost so far, he would not have any trouble going through the rest of the receiver circuitry which consists of the second detector, the beat frequency oscillator and the audio amplifier. "This is a good place to break for this talk," said Elmer, we will take up where we left off in our next session. After we finish going through the workings of a superheterodyne receiver, we will have a session or so on trouble shooting and repair." de Van, K3CP

DIGITAL COMMUNICATIONS HEX / DEHEX
Pennsylvania Dutch or What?
by Joel, K9TBD

HEX, is that the signs that are painted on the local barns? Around here, YES, but the HEX I want to explain is the HEX representation of binary stuff inside a computer and why you use it to transfer program and other non-ASCII files via radio.

Let's get a few of the fundamentals out of the way. There are two basic representations of information in any computer - internal and external. A computer "thinks" in binary and people think - Geeze I dunno how - but different than computers. We have to translate back and forth between the two all the time. Our current (prevalent method) of transfering files [of any type] is to make sure that they are in ASCII (American Standard Code for Information Interchange). See my 1990 article in W3OK newsletter about ASCII. The internal (binary) information is usually translated into ASCII to go to an external device - your printer, a file, throught the modem, to your screen, etc. It is nearly the same for all computers - IBM, DEC, HP, CBM, or even a CRAY!

o INTERNAL REPRESENTATION - Each computer is different! But, then, aren't people? Most current computers use a binary system though for their internal language. Your programs are stored on your tape/disk/laser in that mode, but, unless the other fellow has exactly! the same computer and software it will not do you any good! Thus, every computer transfer of information, today is computer specific! This does not mean that you cannot save one computer's information on another computer! The other computer can save the information (if you come up with a convenient encoding method) - doesn't understand it -but can save it for retrival by another computer.

o TRANSMISSION - Currently all computers (even IBM) understand ASCII, therefore why not translate everything into ASCII, send it somewhere, and have the other station translate the encoded ASCII representation of what you sent back into the original form on the target computer? Many computers today save information in 8-bit bytes. Each bit can remember two different things, two bits (thats a quarter for some folks) can save four different pieces of information. Eight bits can save 2**8 or 2*2*2*2*2*2*2*2 or 256 different pieces of information. That is the way a computer remembers information. If you wish to send the internal (computer) information to someone else - then you have to translate this eight bits of information into something you and your printer or other external device can understand. Why not break this eight (8) bits into two four bit "nibbles" or half bytes? These "nibbles" can be sent conveniently as ASCII characters with hex notation.

If, inside your computer, you have a program (however long), which is represented (internally) as a binary sequence of 8 bit bytes - such as -00101101 10110110 01011101 ... etc why not break it into parts as follows:

0010 1101 - which can be represented by the above table as the characters '2D' 1011 0110 - or 'A6', and the last 0101 1101 as '5D'. Then, instead of sending the binary sequence (which will louse up most systems) just send their character representation - '2D', 'A6', '5D'. This is the HEX representation (encoding of the BYTES broken up into NIBBLES).

These characters may be printed on your printer, may be saved in a file, used in your favorite text editor - without hassle. All that you had to do is run a little program to translate the internal representation of your computer innards (binary) into an external format (ASCII). The program to do this is called a HEXer. It is specific to your computer system. i.e. a PC program will not run on a Commodore and v.v., thus the representation is machine specific.

o RECEPTION - The receiving process is just the reverse of the transmission technique. Take the characters (ASCII) which represented the internal (binary) information of the senders computer - which were sent in HEX format and save them in a file. Then take the companion program to the HEXer - usually called the DEHEXer program which will take the sequence of symbols and translate them back into the representation that your computer likes - internal binary.

o RECAP - The most common - although not the only - method of transmitting arbitrary binary information between systems through an arbitrary medium (such as RADIO) is the use of HEXing and DEHEXing. Give it a shot. If you have questions regarding these techinques call me on voice on .70 / to and from work or drop me a digital note on .97 packet.

IN MEMORY

PRESTON SCHULER

W3VQ

1912 - 1990

SILENT KEY
JULY 2, 1990

Pres was not a member of the Delaware-Lehigh Amateur Radio club but was one of the real old timers in the Lehigh Valley. Below is an article written by Van, K3CP which I think tells it all.

A TRIBUTE TO PRES, W3VQ
by Van, K3CP

A long time ago I worked a few of the local hams on 5 meters. One of them was Pres Schuler (W3BYF was his call then). There wasn't much activity on VHF in those days, but you could tell when somebody was listening, because the receivers radiated. I would get on the band and say "I know you're listening, Pres, I hear your receiver."

The receivers were of the super regenerative type. They oscillated and put out a pretty good signal that could be heard across town with a loud whistle. Some of us would put a Big Ben (a wind up alarm clock) in front of the mike. When you tuned across the band, you would hear a receiver's whistle or somebody's alarm clock ticking. Then you would know that somebody was home.

"I don't know where you are, Pres, ... but I know you're listening ..... I hear your receiver."

73 my friend. SK de K3CP

****

CAN YOU HELP?

I need at least one more regular member of the Newsletter staff. One who can contribute regularly to the newsletter..Will you help?

SUBJECT: NAUTICAL MILE ANSWER !

Hello fellow hams. After the last club meeting, the topic came up about how long a nautical mile is in relation to a U.S. Standard mile. As we all know, 5280 feet = 1 U.S. Mile.

A nautical mile = 6076.1033 Feet. This was adopted in the United States on July 1, 1954. That means that one nautical mile equals 1.1507771 U.S. Miles. I hope that this will end all arguments. Some say 1.2, Some say 1.3, And now you know what it really is.

de Barry KU3X

****

PRELIMINARY AGREEMENT ON 7 MHz

courtesy Association of North American Radio Clubs (AMARC)

A tentative agreement was reached on June 29th at a meeting of the informal working group concerned with shortwave reallocations at WARC-92. If it sticks, it could resolve the current (suboptimal) situation in which hams in North and South America share part of the 7 MHz band with international broadcasters.

The Industry Advisory Committee working group tentatively agreed to propose to the FCC that hams be allocated 6950-7250 kHz on an exclusive basis worldwide, while broadcasters get 7250-7750 kHz on an exclusive worldwide basis.

There will be a follow-up meeting early in July, and in a few months, the FCC will get together with US Government spectrum users and put together the US positions to take to WARC. So the above proposal is quite preliminary. But it was agreed to rather quickly, and no opposition was voiced within the group (pending successful reaccommodation of certain fixed services).

de WA2ISE

****

REMEMBER, MAKE 146.70 OUR REPEATER
"THE FRIENDLY REPEATER"



JUST THE MINUTES

by Dave, N3EYT Secretary

The July meeting of the DLARC was called to order at 7:30 p.m. on July 5th by Clarence, W3PYF. The minutes of the previous meeting were approved as printed in the DLARC News. Roy, KA3MNY, gave the treasurer's report which was approved as read. A total of 69 members and guests were in attendance at the meeting. The 50/50 went to Leonard, W3HFI.

A. Derriere in the Delaware - about 14 people will help with communications for this annual Red Cross event. Starting at 9 a.m. on Sunday July, 22nd, we are the "eyes" of the Red Cross and provide a very important communication link.

B. A new preamp has been installed on the 440 MHz transmitter, but it has problems. The transmitter output is very low.

C. The DLARC welcomes the following new members to the club: Robert Green, (call pending); Wesley Stokes, KA2WZK; Bob Milburn, KA3WJF; Delores Navarre, KA3WOB (Associate member); Frederick Chapman, KA3WEY; and ED (Larry) Cobb, KE3TO. Robin Moseley, formerly KD3HS, has a new call sign: WA3T.

D. Barry, KU3X presented two new awards to club members: #15 WAS award went to Nick Vallera, N3GDV for mixed/SSB operation; and #15 DX100 award went to Bill Werner, W3FYK for mixed/CW operation. Also,Tony Kazmakites, WB2P picked-up an endorsement for his DX100 award and now has 301 countries. Congratulations to one and all.

E. Carl, KA3TEQ presented Bob, KA3TER, with an Elmer award for all the work Bob has put in to help make Amateur Radio a rewarding and satisfying hobby for Carl. (Carl received his DXCC award at last month's club meeting.)

F. August 19th marks the date for the annual DLARC picnic in Hackett Park. An informal poll was taken to assess the feeling about an auction during the club picnic. The results were positive and Carl, KA3TEQ will be auctioneer for the event.

G. About 10 club members submitted name suggestions for the new name for the club newsletter, reported Bob, KU3K. From the many names received, WA3T, Robin roped in the winner with the name of *"W3OK Corral"*.

H. Field Day was a success, according to Bob, KU3K. We had a total of 6481 plus a bonus of 1300 to arrive at a grand total of 7781 points. That is much better than last year when we operated three stations. We had a better average for each station and the Novice station had 59 cw contacts.

I. Ray, W3TDF says get ready for the PA QSO Party. The Maryland QSO Party is coming up and it will be good practice for anyone willing to try. The club will continue to sponsor the PA QSO Party Mobil award for $30.

J. Marvin, KA3TEO moved that the club buy patches similar to the button which states W3OK as winner of the 1989 PA QSO Party. The club would sell the patches to interested members. The motion was seconded by Mike, K3NWM, and passed by the membership by hand vote.

K. Watches with the DLARC logo were awarded to Bill, K3ANS and Mark, N3EOF for their outstanding performance in the 1989 PA QSO Party.

L. The club recognized Dave Foster, WD5BRP for his service in producing the DLARC name badges. Thanks, Dave. The general meeting concluded at 8:00 p.m. and W3TB, Ted presented the program on operating from distant locations, including Iceland and Yugoslavia.

****

FOR SALE

YASEAU 901 DM High Frequency rig, with CW Filter, Phone Patch and Speaker. Great price call Alan, N3GMI at 262-9500

****

PA QSO FACTS

by Ray, W3TDF

In the 1989 Party, the DLARC would have won top club honors and the trophy with only the top 10 scores submitted! BUT without the other 51 entries we wouldn't have come close to setting a new record like we did. This, of course was due to the Murgas and Erie club s lack of indulgence by their members. Did you know that our members took 7 county awards in 1989, and members now hold the record in 5 counties?

Did you know that the 1990 Party is scheduled for **OCTOBER 13 & 14th?**

This year Murgas will be looking for revenge, BUT, watch out for the Dauberville and Reading Clubs. The current record (ours) now stands at 1,608,1241. I wonder how long it will be, and by whom, will the 2 million mark be broken?

VAL SEZ

by Val, W3EFL

Was the Pledge of Allegiance originally for Christopher Columbus?

But Where is it in The Constitution?

Although they protected our right to say it, The Pledge of Allegiance to the American flag was not written by our founding fathers. It wasn't even meant to be a daily patriotic salute. And if that's not enough to burst your bubble, try this: it's not even very old.

The Pledge of Allegiance first appeared in The Youth's Companion, a popular educational publication used by schoolchildren. Francis Bellamy composed the pledge in 1892 to help celebrate the 400th anniversary of the day Christopher Columbus "discovered" America.

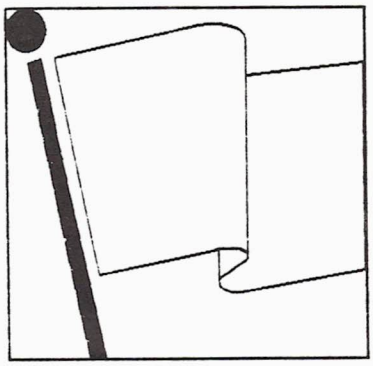

More than ten million children recited it that day. Here is in its original form:

"I pledge allegiance to my Flag and the Republic for which it stands - one nation indivisible - with liberty and justice for all."

Although intended as a one-time recitation, it gained instant popularity among both schoolchildren and teachers alike. It was quickly transformed into an annual Columbus Day tradition, and over time, school by school, it grew into a daily classroom ritual.

Today it is usually the first verse a student memorizes.

Since the day he wrote it, Bellamy's pledge has undergone remarkably few changes. In 1923, at the request of the United States Flag Association, the ambiguously personal phrase ***"My flag"*** was replaced by ***"the Flag of the United States of America."*** And it was not until 1954 that patriotic President Dwight D. Eisenhower signed a bill introducing religious overtones to the pledge by adding the words ***"under God."***

de Val, W3EFL

****

REMEMBER, JOIN OR RENEW YOUR ARRL MEMBERSHIP THROUGH THE DLARC. SEND YOUR APPLICATION TO TREASURER, ROY BUSS, KA3MNY.

WHERE THE HAMS ARE!

THE IARU HAS RELEASED A LISTING OF THE WORLD-WIDE AMATEUR RADIO LICENSING STATUS OF MEMBER SOCIETIES. THE TOP 10 BASED ON TOTAL STATIONS: *(COURTESY WORLD RADIO)*

JAPAN	951,937
US	467,305
INDONESIA	60,280
W.GERMANY	59,931
UK	55,000
USSR	52,241
SPAIN	40,848
ITALY	28,004
BRAZIL	26,100
CANADA	23,703

THE COUNT FOR STATIONS WORLDWIDE IS 1,974,000.

****

CAN YOU TOP THIS?

from K3ANS from N4PRQ

According to the 1990 edition of the Guiness Book of World Records: Richard C. Spencely, KV4AA, on St. Thomas, US Virgin Islands made 48100 QSO's in 365 days in 1978. (That's about 5.5 Q's per hour for a year.)

The highest recorded CW receiving speed (human) is 75.2 WPM by Ted R. McElroy, W4ASC, on July 2, 1939.

The fastest straight-key transmitting record is 37 WPM by Harry A. Turner of the US Army Signal Corps at Camp Crowder, Nov. 9, 1942.

****

NEW TEST PROCEDURES FOR THE DISABLED

People suffering certain disabilities will get a break on Morse code requirements, FCC announced at the meeting of Volunteer Examiner Coordinators. The new procedures will allow volunteer examiners more flexibility in administering exams to handicapped or disabled people.

Given a physician's statement attesting to the handicap or disability the VE's may be able to allow Morse sending test for one in receiving, to allow spoken instead of written copy, and to use a Morse code recognition exam. More details will be forthcoming.

courtesy ARRL Letter.

****

CONTESTING -- Novice Style (Part 2)
by Alex, N3CZC

In my last part (many moons ago), I discussed basic preparation for a contest. Today, I'm going to talk a little about practical and effective CW contest operating. The tips discussed are by no means complete (nor necessarily correct), but have been actually used or were encountered in various literature. Also, many of these apply to non-contest CW operating as well.

N3CZC's Rule #1: *IF YOU KNOW THY BASICS, YOU KNOW THYSELF.*

Obviously, you have to know Morse code. It was required for your license, but if you were like me, I let it ride and my code went to cobwebs. Also, sending was not required. To relearn code, many fine tapes are available such as those with "Tune In The World". Also, several sophisticated code programs are available through the club for various home computers. In addition, W1AW transmits code practice sessions on the frequency band of your choice -- see QST for schedule. Listening to actual QSO's also provides great practice. Finally, the best method to build code proficiency is to actually go out on the air and make contact.

Learn the most common abbreviations, prosigns, and Q-signals. "Tune In The World" Chapter 10 lists THREE tables worth of these shortcuts. Initially, use only those you're most comfortable with. As you gain experience, your vocabulary will increase.

Be courteous on the air. First, the Amateur's Code as shown on page 2-13 of "Tune In The World" says in Part One -- "The Amateur is Considerate... He never knowingly uses the air in such a way as to lessen the pleasure of others," and in Part Four -- "The Amateur is Friendly... Slow and patient sending when requested, friendly advice and counsel to the beginner, kindly assistance, cooperation and consideration for the interests of others; these are marks of the amateur spirit." Second, it is our responsibility to set a good example for less experienced operators. Finally, as custodians of our frequency allocations, we must act responsibly to protect our privileges.

N3CZC's Rule #2: *A CHARACTER SAVED IS A QSO EARNED.*

As you become more experienced, you'll benefit by shortening your exchanges. For example, instead of: "HW CPI? BK TO U JOE - N5XYZ DE KA3ABC AR KN", save some characters by sending: "HW? BK". Another common transmission heard is: "UR RST RST IS 579 579 - QTH QTH IS BATH, PA. BATH, PA. -". Note the repetition and the period after the state. The following would suffice: "RST 579 57N ES QTH BATH, PA BATH, PA -".

Always send your info twice. Inexperienced Novices and Technicians will appreciate confirming their initial marginal copy, and the higher class licensees won't mind the additional milliseconds at their code speed. However, keep the actual content of the exchange to a minimum. For example, if the contest exchange requires a signal report and your ARRL section, do not send: "UR RST RST IS 569 569. QTH QTH IS EPA EPA -BK TO U - N5ABC DE KA7XYZ KN". Instead send: "569 569 EPA EPA - BK".

Do not send "RRR" (roger) unless you copied 100% of his transmission. Don't be afraid to send "PSE QRS" (please slow down), but by the same token, don't send faster than you can receive -- your contact normally tries to adjust his sending speed to how fast you're sending.

N3CZC's Rule #3: *LISTEN WELL AND YE SHALL RECEIVE (A QSO, THAT IS)*

One way of snagging QSO's is by the "hunt & pounce" technique. You tune up and down the band "hunting" for any station that you haven't yet contacted. Upon finding one, you "pounce" on it.

If there's a station calling CQ, LISTEN to one or two QSO's to know the official contest exchange; you'll also have his info. When answering a CQ, send the station's call only once (he knows what his call is), but send yours twice -- there may be more than one station calling him.

With ferocious QRM or QRN, send a little slower than normal. It may mean the difference between a successful 2-way contact and a wasted exchange and possibly lost contact. Also, if there's a pileup on the station you're trying to call, tune a couple dozen hertz above or below him -- your sidetone may stand out with respect to the noise or other stations for you to be the one heard and called. Another idea is to pause before answering the CQ -- the pileup may quiet just as you're sending your delayed callsign.

If you hear a station tuning up (especially on the Novice bands), wait a couple seconds -- he'll be calling CQ shortly, and having heard him first, you'll have an easy catch.

N3CZC's Rule #4: *ONE CQ IS BETTER THAN A THOUSAND CALLS.*

Instead of trying to fight pileups, call CQ and generate a pileup on yourself. The QSO's will add up more quickly. However, keep your CQ short -- nothing keeps a hunter/pouncer moving past your frequency faster than a long monotonous CQ. A typical CQ for Field Day might be: "CQ CQ CQ FD DE KA3TER KA3TER K".

Before calling CQ, send "QRL?" to verify that the frequency is vacant. If it isn't, you'll hear "RRR" (roger) or "CCC" (yes). Always end your contest exchange with a "TNX ES GUD LK - QRZ?" (Thanks and good luck. Next?). The calling station will appreciate your courtesy. The QRZ? then allows the next station to immediately call you without having to endure another CQ.

N3CZC's Rule #5: *IF YOU WANT TO "CLEAN UP" IN THE PA QSO PARTY, GET AT LEAST YOUR GENERAL CLASS TICKET -- YOU CANNOT WORK PA COUNTIES ON 10M SSB.*

Sixty-seven multipliers are the PA counties. 10M phone on short skip will give only a handful of these. Besides, 10 meters is somewhat morte. You stand to aid your score by having the additional lower frequency privileges that the General Class license or above offers. Just ask Ray (W3TDF) about it.

N3CZC's Rule #6: *ALL WORK AND NO PLAY MAKES JOE AMATEUR A DULL HAM*

H A V E F U N !! Neither Third-World famine, nor the family fortune (or lack thereof), nor the spouse's spending habits (note, I did not say XYL's), nor your logger's bad breath will be changed by or during a contest. So lighten up and enjoy yourself. At the very least, Father Time (W3PYF) will smile upon you -- and that's a treat I wouldn't miss for all the tired dirty farmers in the world! (Hi Ray!)

Well, that wraps it up. Copies of the QST articles listed below are available from "the" Clarence (W3PYF). If you have any questions or would like some on-air CW practice, feel free to contact me or any experienced CW operator. If you have any complaints, see Ray (W3TDF). If you have any money, see Roy (KA3MNY). If you have a good joke, see me (N3CZC). If you don't have anything, see the Salvation Army.

BIBLIOGRAPHY

"ARRL Operating Manual", 3rd ed., 1988, Chapter 3. "Tune In The World", 7th ed., 1988, Chapters 3 & 10.

QST ARTICLES

"A Fresh Look At CW", QST, Aug. 1987, pp. 44-47. "Contesting for Noncontesters", QST, Sep. 1985, pp. 48-51. "Contests and You - Perfect Together", QST, Jan. 1989, pp. 48-52. "The K7DBV Guide to Easy CW QSOs", QST, Aug. 1986, pp. 48-49. "Things Your Elmer Forgot to Tell You", QST, Nov. 1979, pp. 62-63.

de N3CZC (Alex)

yankee doodling

PA QSO PARTY NOTES

Bigger and Better! That's what all of the ads promise us on TV, and that's the promise of Nittany Amateur Radio Club for the 1990 QSO Party. How, you ask? More multipliers!

Until this year, PA QSO party, like many contests shortchanged the Canadians. Sure, it recognized all the standard multipliers: VE1-VE8 & Yukon (VY1) and thought it had covered the country. But, have you ever looked at a map of Canada? The area generally called the "Maritimes" is actually five distinct geographic territories: New Brunswick, Nova Scotia & Prince Edward Island (all VE1); Newfoundland (VO1) & Labrador (VO2). Lumping all five together is the same as saying any "W1" counts for "New England"--don't worry about working all the states; they're small and don't have many people!

So, we have a total of 13 Canadian multipliers (or CRRL sections) to work this year. The good news is that the new ones' are an easy chip shot on 40 or 20 meters from Pennsylvania--and are even workable at night on 75/80 if we don't have an evening thunderstorm.

See you in the PA QSO party--October 13-14!

INTERNATIONAL UNDERSTANDING

One of the reasons we have this great avocation of Amateur Radio is to encourage international understanding by people-to-people communications. (See Part 97 of the FCC rules and regulations). But, how often do we really take advantage of this ability to communicate with people in other countries?

I recently spent about 10 days in Bogota, Columbia, "HK3-land", about 2500 miles due south of the the Lehigh Valley. If you work HF at all--10, 15, or 20 meters you've surely worked someone from there; I've worked bunches of HK3's--many who speak excellent English. Yet, there were many many things about the country and city which surprised me. Some examples:

In QSO we often discuss the weather, i.e. it's 40 degrees and raining, but climate is a whole lot meaningful. In Bogota it's ALWAYS between 44°-71° F. Why? The city is in a valley--at an elevation of about 8700' above sea level. Even though it's almost on the Equator, the elevation keeps the city cool.

Is it a windy place? No. There are ridges on the east and west sides of the Valley which rise thousands of feet above the city and provide shelter from the wind. So, we have a city with no ice or snow and little wind--how likely is an antenna blow-down?

Also, since it never freezes and there are about 12 hours of light and 12 hours of darkness every day (equatorial, remember) when does the grass stop growing? NEVER! It's like living in April all year long. Geraniums grow as big as evergreen shrubs and roses bloom year-around. A dozen long-stemmed roses cost less than 1000 pesos (or $2, US). Plane loads of flowers are shipped to Europe and the U.S. every day.

With no ice & snow, there is no need to salt the streets--and cars last a long time. I saw some real automobile history on the streets; can you remember: Hudsons, Kaisers & Studebakers? You see all of these--being used every day. It's not that Columbia doesn't have automobile factories; Chevrolet, Mazda and Renault all have plants in Columbia. Rather, there is a 100% sales tax on cars. Even if you bring a used car into the country--the tax is based its price when new! You don't see many BMW's or Cadillac's with a tax like this.

Bogota has a population of over 6,000,000--a pretty big city. As a result, it is intensely developed with town houses and high-rise apartments. Even in $250,000+ neighborhoods, attached homes are the rule. They're bigger, with more front set-back and a large patio, but still attached to the neighbor's home.

Virtually all construction in Bogota is masonry: stone, brick or cement! How come? The mountains are very steeply-sloped and when trees are cut, erosion and even landslides occur during the rainy season. So, almost no trees are cut. What about cutting trees in the lowlands? No problem-there are plenty! But, how do you get them to Bogota? The roads through the mountains are narrow and steep--often with unguarded drop-offs of 1000' or more. It could take 3 or 4 days to bring a heavily loaded truck 500 miles--if it gets there at all.

Because of the poor roads through these tall rugged mountains, air transportation is used a lot in Columbia. Avancia, the national airline, is the oldest scheduled airline in the Western Hemisphere. People often speak of a nearby city as being: "20 hours by car or 45 minutes by air." Those able to afford it often fly to the beach for the weekend--it's only 600 miles--or about an hour in the air.

Prices are interesting, too. A bottle of a local brew, "Club Columbia" costs about 215 pesos--or about $0.43; it's a good, European-like beer. (Imports are expensive, though. A bottle of Scotch runs about 22,000 pesos, or $44.) A steak dinner in a good restaurant is less than 2500 pesos or $5!

Do these ordinary topics give you some ideas for a conversation with your next DX station? I hope so. You have to follow the other guy's lead though. He may speak only "DX English" or may be running pile-up style. Certainly, don't start a long conversation with the first ZA (Albanian) station you hear. But some questions about everyday life can make a QSO with an "ordinary" G3, or DL1, or HK3 memorable. Who knows, you might make a friend--not just receive a QSL card.

08.90

73 de K3YD





THE DELAWARE-LEHIGH AMATEUR RADIO CLUB, INC.

NEWS

RD #4
GREYSTONE BUILDING
NAZARETH, PA
18064

Robert A. Green
346 Crest Drive
Whitehall Pa. 18052







All Amateur Radio Operators are invited to participate in the DLARC, ARES, EMA Nets on 146.70 W3OK/rpt.
The Nets are held on Sundays at 9:30 AM and on Wednesdays at 7:00 PM.
The alternate repeater for these Nets is 145.11 W3PYF/rpt.

****

The DLARC NEWS is published monthly and is the Official Publication of the Delaware-Lehigh Amateur Radio Club Inc.

****

1990

CLUB OFFICERS

President - Clarence Snyder.....W3PYF..252-2109
Vice President - Ray Bilger.....W3TDF..346-7313
Secretary - David Blankenship....N3EYT..974-8299
Treasurer - Roy Buss.....KA3MNY.759-2674

****

BOARD OF DIRECTORS

Blair Bates.....K3YD...865-0687
Rivo Bartolocci.....W2SPK..454-5028
Bill Goodman.....K3ANS..258-5063
Tony Lazzara.....N3CVH..253-2161
Bob Kratz.....KU3K...866-5879

****

NEWS STAFF

Editor - Clarence Snyder.....W3PYF..252-2109
Circulation - Dick Peischl.....KC3CR..759-0294
Digital Editor - Joel Elston.....K9TBD..252-1515
Technical Editor - Bill Van Horn.K3CP...691-5979
Yankee Doodlings - Blair Bates...K3YD...865-0687
Mailing List - Robert Mulrooney..KB3RI..253-7710
Printer - Norm Zoltack.....K3NZ...799-4044

****

CLUB MEETING NIGHT

All regular meetings of the D.L.A.R.C. are held on the first Thursday of each month at 7:30 PM in the Greystone Building at Gracedale.
Phone....759-2600

****

Any comments or articles contributed to this newsletter should be addressed to
CLARENCE SNYDER W3PYF, Editor
717 PORTER STREET
EASTON, PA 18042-1548