THE DELAWARE-LEHIGH AMATEUR RADIO CLUB, INC.

NEWS

****
* APRIL 5, 1990 *
****

RD #4
GREYSTONE BUILDING
NAZARETH, PA
18064

DLARC WINS PA QSO PARTY

WE ARE NUMBER ONE!
by Clarence, W3PYF

Thanks to the efforts of 67 members of the Delaware Lehigh Amateur Radio Club, the members of the Nittany Amateur Radio Club, who run the Party have advised us that we were tops in the Pennsylvania QSO party with over 1.6 million points.



Ray, W3TDF, chairman of our club effort was advised of the win in a telephone call with WB8EIY, John Passneau a member of the sponsoring club. John will be present at this meeting to present the trophy to us. Come out and make him welcome.

****

CLUB BANQUET MAY 5th

The DLARC Banquet for 1990 will be held on Saturday, May 5, at the Camelot Restaurant, Route 378, Center Valley, PA. Cocktail Hour 5:30 PM with cash bar and Dinner at 6:30 PM.

The dinner which will be served family style will feature Roast Beef, Roast Turkey or Baked Fish. To this will be added a Green Salad Bowl, Broccoli or Beans almandine. Baked or Sweet Potato and assorted deserts from their own Bakery. Of course Coffee or Tea.

ADVANCED RESERVATION IS A MUST, checks to be made out to DLARC, and sent to:

Ray Bilger, W3TDF
1706 State Road
Coopersburg, PA 18036

DO IT NOW WHILE IT IS FRESH IN YOUR MIND!

****

WHAT IS NEW IN THE PACKET WORLD
by Bill, K3ANS

Tom Teel, KB3UD will speak on Advanced Packet Operating Techniques and Procedures. Tom is the ARRL Eastern Pa. Section Traffic Manager and Bulletin Manager. He runs a major gateway packet bulletin board on 144.97 and 145.01 mhz. Tom has been advising DLARC in the proper set up of its node for packet coverage in the Lehigh Valley. And he has presented plans for a major packet network centered in Northampton County. He will discuss the benefits and disadvantages of various brands of packet terminal node connectors (TNC's).



Tom and other DLARC members have presented introductory packet programs in the past. Now that many are active in packet it is time to solve the advanced problems. Come to the April 5, 1990 meeting to hear Tom Teel, KB3UD, a very active member of DLARC.

de Bill, K3ANS

****

LOGGING PROGRAM TO BENEFIT DLARC

A new program, written by DLARC Members, will benefit our club.

The program for use in the PAQSO party and Field day will be offered as Shareware to all members and non-members of our club.

Written by K3CP, Bill and KD3HS, Robin is in Microsoft Basic and compiled, it will log and send CW from the Keyboard. The program is offered on either 5.25 or 3.5 disks and is available for $10.00 for the larger disks and $11.00 for the 3.5". More info next month.

Mail your check to Roy Buss, Treasurer, DLARC, at 220 Chestnut St. Nazareth, PA 18018.

Contact K3CP for more information.

THE RADIO AMATEUR CODE

from the ARRL

***CONSIDERATE**...Never knowingly operates in such a way as to lessen the pleasure of others.

***LOYAL**...Offers loyalty, encouragement and support to other Amateurs, local clubs, and the American Radio Relay League, through which Amateur Radio in the United States is represented nationally and internationally

***PROGRESSIVE**...With knowledge abreast of science, a well-built and efficient station and operation above reproach.

***FRIENDLY**...Slow and patient operating when requested; friendly advise and counsel to the beginner; kindly assistance, cooperation and consideration for the interest of others. These are the hallmarks of the Amateur Spirit.

***BALANCED**...Radio is an avocation,never interfering with duties owed to family, job, school or community.

***PATRIOTIC**...Station and skill always ready for service to country and community.

****

INEXPENSIVE/EFFECTIVE 2-METER ANTENNA

by Dick, KB3TK

KA5QYV described the following 2-meter J-Pole antenna made from 300ohm twinlead in 1984. I recently tried the antenna and found that it worked well in the shack which is below ground level and also in the back yard. Details of construction are:

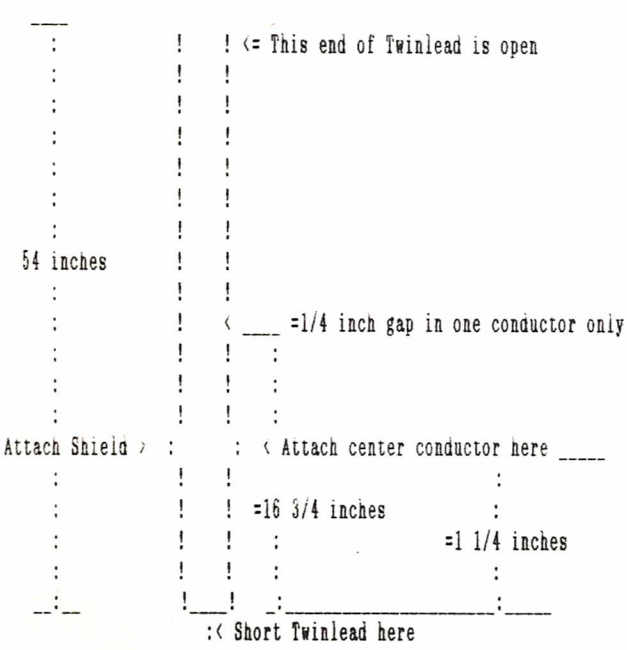

Start with 54.5" of good quality 300ohm twinlead. Strip the bottom half inch of insulation and solder wires together. Measure up 1.5" from bottom and strip insulation from both sides of twinlead. This is the solder point for the 52ohm coax feed line Measure 16.75" from bottom and cut a 1/4" notch in one conductor only Tape feedline to antenna below feed point.

The antenna dimensions are for the center of the 2-Meter band. The measured SWR is 1:1 and no feedline radiation was found. SWR tuning is done, if necessary, by shifting the feedpoint of the coax.

For inside installations, the antenna can be tacked to the wall. For outside installations, the antenna can be mounted inside a piece of 1/2" CPVC (white) plastic water pipe with an end cap at the top to keep water out. We have installed the antenna in the yard by mounting the J-Pole in a 8 foot piece of CPVC pipe and sticking the bottom of the pipe into the ground. de Dick KB3TK

****

WE NEED VOLUNTEERS

Alan, N3GMI, who is in charge of the food service for Field Day is looking for 7 volunteers to help keep the operators fat and sassy. This will give each one only one 8 hour shift and keep the gang fed.

Just because you are an operator during field day, this does not mean you cannot participate.

Get in touch with Alan and let him know that you are available.

****

FOR SALE

Kenwood TS-820, low band transceiver (100 watts) - Mint Condition with service manual and two sets of spare finals. $400.00

Epson MX80FT 9 pin dot matrix printer (parrellel) with 4 new ribbons. Contact Dick, KB3TK- (215) 435-7286. $50.00.

Kenwood TS-830S Tranceiver with YG-455C YK-88 Filters, Mint; Kenwood AT-230 Antenna Tuner, Mint; Kenwood DFC 230 VFO, good working condition. The DFC 230 gives you a chance to work split frequency for DX. Price for all $950. Contact Bill, NC3P, 215 865-6232.

RESONANCE

by Vam, K3CP

Ima Lidd reminded Elmer that he had promised to explain how a radio tuned to one station out of the many signals in the air. Elmer said "I did already, in the last few sessions."

Ima said. "Are you kidding? All you taught me was how a capacitor and an inductor worked."

"That's all you need to know. However, it is important to consider what happens when a capacitor and a coil are combined into a circuit. Remember that both units present opposition or reactance to alternating current flow. This reactance is different in the capacitor than it is in the coil.

"Let's imagine a circuit consisting of a switch, a battery, a coil and a capacitor. The coil and capacitor are connected in parallel with the switch and the battery."

"Yes, I understand that." replied Ima. "Current will flow through the circuit when the switch is closed."

"That's correct, Ima, said Elmer, but its very important to consider time. Let's consider time in terms of micro seconds rather than seconds."

"OK, replied Ima. You told me that to change seconds to micro seconds all I have to do is to move the decimal six places to the left. One second then can be expressed as .000001 seconds. Right?" "Absolutely. Now let's continue using our imagination. Consider again what happens in the first few micro seconds when the switch is closed. Current surges into the capacitor since it presents virtually a short circuit. While the switch remains closed, the situation remains more or less constant. But, when the switch is opened, the current leaves the capacitor and goes into the coil." "Why didn't the current go into the coil in the first place?" asked Ima.

"Good question. To answer it I must remind you that although both the coil and the capacitor have reactance, they are opposite to each other. In the capacitor the reactance is greater when the current is steady and in the coil it is greater when the current is changing."
"That's easy for you to say," said Ima, "but how does that answer my question of why the current did not flow into the inductor when the switch was first closed."

"OK, at the split second of the closing of the switch the change in current flow is at its greatest. Therefore the capacitor presents almost no reactance while the coil presents high reactance. Current, like water, follows the path of least resistance." "Yes, I think I understand you so far, but I still don't see how this has any bearing on the main question of how a radio tunes in a desired signal."

"We are getting to that. It is crucial to your understanding that you grasp these facts. When the switch is opened, the current flows into the coil. This changing current flow causes a field to be built up around the coil. This field contains energy similar to that of a charged capacitor. Now, the charge (energy) is out of the capacitor and in the coil. But once this happens, there is no force to maintain the field so it collapses. The collapsing magnetic lines of force induce a voltage in the coil that now charges the capacitor. The cycle then repeats itself and would continue indefinitely if it were not for the resistance on the circuit."

"Wow," said Ima, "I am beginning to understand. If I continue to open and close the switch, I could keep the cycle going. Is that right, Elmer?"

"Right you are, Ima. If you wait until one cycle is complete and then close the switch just enough to replace the energy lost due to resistance, you would maintain the cycle or oscillation. The speed of the switch closing and opening would depend on the length of the cycle. The length of the cycle in turn would depend on the value (capacity and inductance) of the components."

Ima said, "I'll bet that the smaller the components, the faster the switch must be operated."

"Yes indeed. Now let's replace the switch with an antenna much like the front end of a receiver. If you want to receive a 10 MHz signal, you would select components that would resonate (cycle) every 0.1 micro seconds."

And that's how your radio picks out the signal you want.

de Vam K3CP

****

IF YOU ARE NOT A MEMBER OF THE ARRL, JOIN! IT'S NOT JUST A SUBSCRIPTION TO A MAGAZINE.

HERE HE GOES AGAIN
by Clarence W3PYF

ENDEAVOR 1000, is the name of it! "The 1000 Days at Sea Expedition" with one of our members, Dave Porter, K2BPP, as executive officer. Dave will manage the communications and navigation systems on board.

He will have HF, VHF and satellite communications on board. This will be used for voice, data and video links to New York and Washington in a cooperative effort with NASA. The trip will be non stop with no resupplies during the entire trip.

The trip, which will consist of three couples, all specially selected for compatibility. Dave, who at present is unattached is looking for a YL partner. (This is an advertisement) just as we run "For Sale" materials.

He will have four HF radios covering all Ham HF and High Seas frequencies as well as 2 meters and 450 for voice and packet. All will be powered by a solar and wind charged battery system.

All this is being developed with the support of several oceanographic and geographic societies. Local Explorer's Club and South Street Seaport are heavily involved.

The vessel is a 82 foot deep sea schooner which was the first private American vessel to go to Antarctica.

In addition, he is planning to stop at Ten very desirable DXCC Islands for operating, all will be in the Southern Hemisphere.

****

SWR
by Ray, W3TDF

I overheard a conversation on the .70 repeater the other day regarding SWR. It seems this feller couldn't understand why the SWR as indicated in his transceiver was different with the linear in than it was with the linear out.

First lets consider something that I have attempted to get people to understand about their antenna system with and without a 'tuner!'. The antenna system includes the feedline, which in some instances is part of the radiating portion of the antenna system! In other words, the feedline also radiates part of the power if there is not an excellent match between 3 parts of the overall layout, which are (a) the transmitter, (b) the feedline, and (c) the antenna.

Now, back to the differing SWR readings. If the linear is not defective, then the input circuit will be 50 ohms impedance. So, when the linear is 'IN', then the transmitter (through a short piece of transmission line), sees a perfect match and the SWR reading will show 1:1. Now take the linear 'OUT', and the transmitter is looking at the antenna 'system', which includes a finite length of feedline, and which may not look like a perfect match, and the indicated SWR will not be so good.

Going back to the case of the linear being 'IN'; if the impedance of the antenna doesn't match the feedline, then the linear will be more difficult to load into the system, resulting in some of the RF making heat in the output loading components of said linear. If there is a 'so called TUNER' after the linear, then the RF heating of various components will occur in the loading device (tuner)!

73 de W3TDF

****

VALSEZ
by Val, W3EFL

A SHORT COURSE IN HUMAN RELATIONS

The 7 most destructive words:

"WE NEVER DID IT THAT WAY BEFORE"

The 7 most important words:

"I ADMIT THAT I MADE A MISTAKE"

The 6 most important words:

"YOU REALLY DID A GOOD JOB"

The 5 most important words:

"I UNDERSTAND HOW YOU FEEL"

The 4 most important words:

"WHAT IS YOUR OPINION"

The 3 most important words:

"I FORGIVE YOU"

The 2 most important words:

"THANK YOU"

The 1 most important word:

"WE"

The least important word:

"I"

FLORESCENT RFI REDUCTION
by WA2ISE

Here is something to try when confronted with RFI from a florescent light. I found that connecting a 0.01 to 0.1 uF @ 1.4kV capacitor will help reduce the RFI in most cases. Connect it like this:

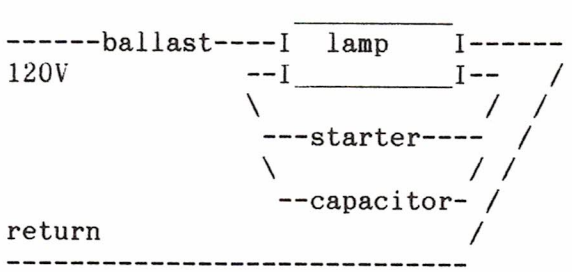

The 2 pins on one end of the bulb are connected to a heater filament, and likewise on the other end. You should connect the cap so that it has to go through one or both filaments before it reaches the ballast and/or the return side of the power line. This will make the filaments act like a fuse if the cap shorts out. Be sure to use a capacitor rated at least 1.4KV. The starter makes a large inductive spike when it starts the bulb. It's also a good idea to use high rated parts if you install this cap in a fixture attached to the house, for safety reasons. And be sure to make sure that, when installed, the leads of the cap are well insulated and can't short to anything. For florescent lights that don't have starters, you could try putting the cap across the bulb like above. In this case, You'll have to depend on the ballast itself to limit current if the cap shorts. Use a higher voltage cap like 5KV in 2X40W fixtures. Just be sure that you don't create a safety hazard when you do this! So, proceed with caution, at your own risk.

Near as I can tell, this has no effect on bulb life.

DOWNLOADED FROM KB3UD PACKET BBS

****

THE BIG LUG
by Wendell, W3IRX

How often have you worked on a home brew project and developed the need for a simple part around 1735 on a Saturday evening ? I know, you should plan ahead. But don't you know that some of the best ideas occur at the most inopportune times.

Not long ago, I decided to go on a grounding frenzy in my shack. As I described in a past article, I installed a copper bus bar along the full length of my operating console under the rear edge. I wanted to run heavy copper braid from each piece of equipment to this bar which was connected to ground rods just outside my house.

I had about ten units that I wanted to ground, but where to get some braid. Luckily, I had some braid in the junk box, but a good source for braid is to carefully skin the outer jacket from some rg-8u (not rg-8x, its' too small) and pull off the braid. We all have some old coax laying around and this is a good source for braid. If its' not heavy enough, then double it up.

The next challenge was to connect the braid to the equipment on one end and the bus bar on the other. Large crimp-on lugs would work, but they are expensive, and I don't trust the crimp-on, especially if I don't have the proper crimping tool too install it. Also, I decided that solder lugs would be best since it would be unlikely that they would develop a high impedance at the braid connection. Large solder lugs are also expensive and I didn't have any of either type, so my problem was solved. I would have to make them.

It was deceptively simple. I started with some 3/8" O.D. Copper tubing. You can use any size to fit your application. I cut pieces about 1-1/2" long and using a pocket knife, cut the burr from the inside of each end. Next, I put 1/2" to 5/8" of one end of the tubing in my bench vise and squeezed it as flat as I could. Drilling the proper sized hole in this flat part, deburring the hole, (you can use a larger drill hand held for this) and "eureka", you have a solder lug. If you want to be fancy, you can finish up by filing the sharp corners. Go ahead you "big lug". Try it, you'll like it.

de Wendell, W3IRX

****

FOR SALE

Realistic HTX 100. Mobile 10 meter rig. Like new Asking $199. Will talk! Call Andrew J. Krepenka, KA3OCJ. Phone 432-8202..

DIGITAL COMMUNICATIONS
by Joel, K9TBD

W.O.M. (Write Only Memory) **April 1, 1990**

The W.O.M. is a new device announced by Sagnetics - Patent applied for - This is a pre-release of the patent information which is forthcoming.

The part number is yet to be assigned but will probably be 89-2548-1. It is a silicon MOS gate in the 25000 series and probably will have the following description and characteristics

DESCRIPTION?:

The Sagnetics xx-2548-x 1024x17 Dynamic Write Only Memory employs enhancement mode Z-channel devices integrated on a single bi-lithic chip. This device is fully decodable and does not contain any refresh (doesn't need any). All address input and control lines are fully TTL and DTL compatible (to accommodate older styles of design). The levels are -15 to +25 VDC with overlapping clock pulses. The output level for a logic "1" sinks 100 Amps and sinks 3 uAmps for logic "0". For buffering use a 6146B as indicated in application note SP-oo-f.



Features:

- o High Storage Density
- o Write access time 1.2 nano-seconds
- o Read/Write cycle time 0 sec (can't read)
- o Standard 22-1/2 pin package
- o Low power - 45 Watts/package
- o All inputs are TTL/RTL/DTL compatible
- o Chip select pins are not required because of unique design

Applications:

- o This device may replace CORE (Can't Organize Random Events) memory - with direct pin-for-pin replacement
- o Doubles the storage for ordinary RAM because it is Write Only
- o Bubble Storage - replaces bubble pipes directly with no modification to stem configuration

General Notes:

- o Every time a column read is issued after a column write the column read is shorted out and all bits are not refreshed
- o The RAM feature is not enabled - however if a "1" is placed on the non-inverting input - nothing will come out - special feature of the W.O.M.
- o For special cases, the clock speed may be doubled thus assuring you read nothing twice as fast.

Conclusions:

Get this new device -see how popular it becomes in digital circuits. It is nearly "glitch-free" and should provide performance far superior to other devices in this Write-Only class.

Try it in your next contest keyer.
Try it for a CW ID.
Put it onto your Packet station to save everything that comes across the screen.

. . . . 73 on **APRIL 1st**. . . Joel, K9TBD

****

THE GUY WE TAKE FOR GRANTED
by Clarence, W3PYF

All of us who are on packet radio, are so used to checking into WB3DTG but not many of us realize the great job Bob is doing with his Packet BBS.

The PBBS is located at Bob's home in Lower Nazareth runs WA7MBL v 5.13 software on an IBM XT with a 10 meg hard disk. It is tri-ported on 2 meters, 220 and 20 meters.. The TNC's are AEA-PK232, MFJ and Pac-Comm.

The 20 meter link forwards mail within the NET098 link to points all over the world. This link provides a path to the far east via W8AKF in California and other points through W4SDL in Georgia. The 220 link forwards traffic back and forth between KB3UD and other BBS's.

One more port will be opened for the Satellite stuff when it is ready to fly. Don't forget to thank Bob when you talk or see him. de Clarence W3PYF

NAME THIS NEWSLETTER

For years we have had the name "The News" as the name of this Delaware-Lehigh Amateur Radio Club newsletter.

The Board of Directors is sponsoring a contest among our members to rename it. Lets all put our creative hats on and do your thing.

The winner will receive a suitable prize for their creativity. Get your name in to the Board of Directors by May 5th..The new name will be announced in the June Newsletter.

The prize will be either a 1990 ARRL Handbook or a 1990 Call-Book, winner's choice.

****

AMATEUR MANUFACTURER'S PHONE NUMBERS

Compiled by KZ1Z

AEA	Customer Service	(206) 775-7373
Alinco	Customer Service	(213) 618-8616
	FAX	(213) 618-8758
Ameritron	Service	(419) 531-3024
Azden	Customer Service	(404) 769-8706
(AM-WHOLE)	Repair(from 2-4 pm only)	(404) 769-8706
	FAX (from 7pm to 10am)	(404) 769-7970
B & W	Customer Service	(215) 788-5581
Butternut	Service/parts/technical	(512) 398-7117
Cushcraft	Service/parts/technical	(603) 627-7879
ETO	Customer Service	(719) 260-1191
	FAX	(719) 260-0395
Hy-Gain	Rotor Parts	(402) 465-7021
	Antenna/tower/parts	(402) 465-7022
	Technical Assistance	(402) 465-7022
ICOM	Service	(206) 454-7619
	Parts	(206) 454-8155
	FAX	(206) 454-1509
JRC	Customer Service	(212) 355-1180
Kantronics	Customer Service	(913) 842-7745
Kenwood	Service	(213) 639-7140
	Parts	(213) 639-9000
	FAX	(213) 609-2127
MFJ	Service/Part	(601) 323-5859
Telrex	Customer Service	(210) 775-7252
Ten-Tec	Service/Parts	(615) 453-7172
Yaesu	Service	(213) 404-4884
	Parts	(213) 404-4847
	FAX	(213) 404-1210

****

VE TESTING REPORTS MARCH

John, K3GQJ in charge of our VE testing program reports a large turnout for the March 2nd test session.

There were 16 candidates, 25 elements were passed, there were 10 upgrades and 2 new licenses.

Among the club members upgrading were,KA3VQI, Bob to General; KA3VJI, Barbara to Tech; N3GDV to General and KA3VRP, Debra to Tech.

SPRING NOVICE CLASS GETS UNDERWAY

by Daryl, K3EX

The DLARC Spring Novice Class is off to a great start. Sixteen prospective new hams attended the first Monday night session on March 12th. Eight more students had registered but were unable to make the first class due to prior commitments. Our 24 students are evenly split at 12 adults and 12 youngsters. There are three father/son, one father/daughter and one husband/wife teams.

In addition to the instructors (K3EX, KD3HS, and NU3L), several club members were on hand the first night to welcome the class and give a brief talk on their favorite ham radio activities. Bill, K3ANS, explained contesting and station automation; Verne, N5IEP, described the many volunteer services hams and our club perform; and Howard, AE3T, discussed amateur satellites. Ruth, N3HCG, gave the XYL point of view.



We're all looking forward to having a lot of fun this session. With daylight savings and nicer weather coming, I would like to have a mini field day some evening or weekend. If anyone would like to help out, please let me know.

We wish our students good luck and welcome to the world of amateur radio. I'm sure you'll be hearing many of them on the air this summer.

****



JUST THE MINUTES
by Dave, N3EYT

The MARCH meeting of the DLARC was called to order at 7:33 p.m. on March 1st by Ray, W3TDF, in the absence of the club president. The 50/50 drawing went to JIM, WA3QOM. Roy, KA3MNY gave the treasurer's report which was approved as read. Dave, N3EYT, read the minutes of the DLARC board meeting of February 22 and the general meeting of February 1st which were approved after a correction by Barry, K3UX. A total of 60 members and guests attended the meeting held in the Greystone building at the Gracedale complex in Nazareth.

a. The DLARC digi is off the air due to interference with county fire on 155.385 MHz. No other details were available during the meeting. The digi will be moved up to the hill where the W3OK antenna is presently located. An antenna has been purchased. It is a Cushcraft 4-pole.

b. Since we are a full-service club, we are in need of an RFI-TVI committee. Anyone interested? The function of this committee would be to assist any amateur in the club with correction of RFI-TVI problems before they attract legal action against the Amateur community.

c. The DLARC welcomes the following new members into the club: N3HQF, Bill; WA3PNY, Jeffery; N3GKV, Bob; and Frank Dollak.

d. Barry, KU3X, presented the 14th WAS award from the DLARC to Bill, W3FYK, for mixed/-mixed operation. Good going, Bill!

e. The club is looking for contacts into area schools for demonstrations of Amateur radio using OSCAR.

f. The possibility of using bulk mailing for the club newsletter is being looked into by Bill, KA3OEG and Dave, N3EYT.

g. The annual W3OK banquet is planned for Saturday, May 5th at the Camelot Restaurant on route 378 in Center Valley, reported Ray, W3TDF. There is a maximum of 120 people that accommodations will permit. The price is $12.50 per person.

h. Volunteers are needed for the March of Dimes walks planned for April, 28th. If you would like to volunteer for helping with communications, contact Vern, N5IEP. You don't have to walk in the event, but that can be arranged if you like.

i. Bill, K3CP and Robin, KD3HS have developed logging and cw programs of interest to the Amateur community. These programs are available to club members and non-members. All will be asked to pay a nominal fee for the programs. The software will be used on a "shareware" basis and any donations will go to the DLARC treasury.

j. A motion was made by Willard, KA2VEM to have a contest to rename the DLARC News which was seconded by Mike, K3NWM. The motion passed after discussion. Details on contest dates and rules/prizes will be discussed at a future date. K3ANS, Bill, mentioned that the last time there was a contest to name the newsletter was in 1958 and his suggested name of the "NEWS" won amid tough competition from no other entries.

k. A motion by K3ANS and second by K3CP to make Clarence, W3PYF a lifetime member of the DLARC was passed. This was for his years of service to the club and the Emergency Management Service.

l. The FCC has given six months for comments on the no code license now up for consideration. Blair, K3YD, read excerpts form a document about the proposed changes and tried to give an overview of them. Over the next several months the DLARC will try to come up with a consensus statement on the proposed rule making changes and submit it to the FCC. The changes are covered in docket #90-55 and should appear in the Federal Register for the second week in February.

m. Daryl, K3EX, reports that Novice classes will start March 12th and run approximately 10 weeks on Friday evenings with the exception of exam nights.

n. Black and white bumper stickers are available with your callsign and club identification. If interested contact Roy, KA3MNY.
de Dave, N3EYT

****

HOW DO YOU FEEL ABOUT IT?
by Clarence, W3PYF

With the new FCC proposal ready for action within the next 4 or 5 months. What are you feelings on the new NO CODE Communicator licence. I would like to know and so would the FCC and your Director, Hugh W3ABC.

Come to the next meeting ready to express your feelings and let us come up with a club opinion, so we can express our beliefs as a club to our directors.

de W3PYF

THE COUNTY OF NORTHAMPTON

Proclamation

WHEREAS, Clarence Snyder has been serving Northampton County as a volunteer radio officer for over forty-two years; and

WHEREAS, Clarence Snyder was instrumental in founding the first radio service for the Civil Defense Agency which subsequently evolved into the Northampton County Emergency Management Services Division; and

WHEREAS, Clarence Snyder has contributed his time and energy to recruiting, training and supplying ham radio operators to the County for emergency services and other related drills, and has conducted weekly drills for the past thirty-five years.

NOW THEREFORE IT IS HEREBY RESOLVED, By the Northampton County Council that it does hereby honor and recognize Clarence Snyder for his years of dedication and service to the citizens of Northampton County. Further, the Northampton County Council extends its most heartfelt thanks to him for his untiring efforts.

Richard T. Grucela, President

Ronald R. Heckman

Gordon T. Heller, Vice-President

James P. Mazza

Margaret L. Ferraro

Glenn F. Reibman

Wayne A. Grube

Ladd Siftar, Jr.

All Amateur Radio Operators are invited to participate in the DLARC, ARES, EMA Nets on 146.70 W3OK/rpt.
The Nets are held on Sundays at 9:30 AM and on Wednesdays at 7:00 PM.
The alternate repeater for these Nets is 145.11 W3PYF/rpt.

****

The DLARC NEWS is published monthly and is the Official Publication of the Delaware-Lehigh Amateur Radio Club Inc.

****

1990

CLUB OFFICERS

President - Clarence Snyder.....W3PYF..252-2109
Vice President - Ray Bilger.....W3TDF..346-7313
Secretary - David Blankenship....N3EYT..974-8299
Treasurer - Roy Buss.....KA3MNY.759-2674

****

BOARD OF DIRECTORS

Blair Bates.....K3YD...865-0687
Rivo Bartolocci.....W2SPK..454-5028
Bill Goodman.....K3ANS..258-5063
Tony Lazzara.....N3CVH..253-2161
Bob Kratz.....KU3K...866-5879

****

NEWS STAFF

Editor - Clarence Snyder.....W3PYF..252-2109
Circulation - Dick Peischl.....KC3CR..759-0294
Digital Editor - Joel Elston.....K9TBD..252-1515
Technical Editor - Bill Van Horn.K3CP...691-5979
Yankee Doodlings - Blair Bates...K3YD...865-0687
Mailing List - Robert Mulrooney..KB3RI..253-7710
Printer - Norm Zoltack.....K3NZ...799-4044

****

CLUB MEETING NIGHT

All regular meetings of the D.L.A.R.C. are held on the first Thursday of each month at 7:30 PM in the Greystone Building at Gracedale.
Phone....759-2600

****

Any comments or articles contributed to this newsletter should be addressed to
CLARENCE SNYDER W3PYF, Editor
717 PORTER STREET
EASTON, PA 18042-1548

THE DELAWARE-LEHIGH AMATEUR RADIO CLUB, INC.

NEWS

RD #4
GREYSTONE BUILDING
NAZARETH, PA
18064

LEHIGH VALLEY PA
P M
MAR 31
1990
18001



David Blankenship N3EYT
405 W. Broad Street
Bethlehem Pa. 18018

Amateur Radio News Service