Delaware - Lehigh Amateur Radio Club, Inc.

W3OK Corral NEWSLETTER

MARCH 2001

March 1st Meeting at IU20

Change in PL Access to 146.70

by Barry, N3NVA

146.700 PL Access Change With the addition and modifications to our 146.700 repeater, we had to make a change in the way you control the PL access code.

Starting Sat. Feb 24th 2001 we will implement the PL access again with a major change.



To get carrier access you need to hit the number **"0"** for **5** to **6 seconds** (Litz). After your conversation is complete you are asked to return the repeater back to PL access by hitting the number **"1"** for **5** to **6** seconds. This change will not reset itself automatically as before, you must switch it back to PL access yourself, please.

Remember that if you are running without any PL you will only access the Nazareth site.

Feel free to spread the word, This and only this code may be given out to anyone. The "Litz" code is becoming a standard with many Ham repeater owners across the country.

Any questions you may get me on the repeater and ask for an explanation.

de Barry, N3NVA

Meeting on March 1

The Regular meeting of the DLARC will be held on Thursday, March 8th at the IU20 Building. Time of start is 7:30 pm. This will be an open meeting.

Radio Classes Begin This Month

by Bob, KE3AW

Talk it up with your wannabe ham-friends at work, at home, or wherever. DLARC entry-level classes begin **Monday, March 12, 7-9 pm** at the Greystone Building, Gracedale. They'll run for 10 Monday evenings.



We'll offer information to help folks pass their amateur radio license examinations, and gain a better appreciation of the many facets the hobby includes. **Chris/NU3L** and **George/N3SQD** will be the instructors.

All that needs to be done as the first step is to have the interested person contact me to register (so we have an idea of the number in the class) and to get further information, including directions to the Gracedale location, at **ke3aw@juno.com**, by phone, on the air, or in person. How easy can we make it?

de Bob,KE3AW

The Prez Sez

by Don, KA3JWE, president

For as long as I can remember we have had some type of presentation or program following our regular business meeting. Bill Goodman, K3ANS, was Program Chairman for a number of years and provided the Club with an array of excellent speakers and a wide variety of topics. When he decided to resign as Program Chairman it left a large void in one of the major areas of the Club. Since no other member, at that time, stepped forward to assume the roll of Program Chairman the Executive Committee temporarily took up the task of arranging speakers and programs.



The Executive Committee continued in this role for approximately two years until Rich Reinert, KB3DEC, volunteered his services and took on the task. Rich also did an excellent job providing you, the members who attend Club meetings, with a host of topics for your enjoyment. After a year of fine service, Rich exhausted his pool of ideas and decided that he had could no longer continue as Program Chairman which again necessitated the Executive Committee to step in.

At a couple of meetings I have taken a poll to see whether or not the membership still wants to have programs follow the general meeting. The show of hands was almost always unanimous. Unfortunately no one has volunteered to take over the roll of Program Chairman and only a couple of members have arranged or initiated a program themselves.

We are a club with a membership of over 250. We are a club composed of members who range from pre-elementary school students to PHD's with occupations in just about every field imaginable. Many of you have contacts with people or organizations that are on the cutting edge of technology. Many of you deal with topics every day that would make an excellent and interesting program for the membership.

If each one of us would volunteer to arrange only ONE program we would be set for years. It doesn't necessarily have to be HAM radio related. Any topic that would be of interest to the general membership would be acceptable. Most HAMs are interested in how things work whether it's the latest electronic gadget or mechanical widget. New processes, new techniques or even an old subject that the average HAM hasn't heard a lot about would make a wonderful program.

I would like to ask each and every member to volunteer to present or arrange ONE program. If you want the after-meeting programs to continue then please put a little effort into arranging just ONE.

de Don, KA3JWE

Snow Storm

by Bruce, KA3ONZ

At about 1:30 am on th morning of **February 5th** the snow started. The various weather services were forcasting 1 to 2 inches accumulation by daybreak and the probability of 4 to 8 inches accumulation by the time the storm ended.



By 11 am it became evident that we would have much more snow even though the Lehigh Valley was very near the rain/snow changeover line.

Chris Post (N3SIG) contacted **Bruce Hull (KA3ONZ)** and asked if he could begin getting accumulation reports from variuos locations here in the valley. An informal net was formed on our repeater and accumulation reports were compiled every two hours until the storm abated around 8 pm.

Several operators were stranded in massive traffic jams as a result of the storm and efforts were made to be sure that these operators were able to make their way home safely.

de Bruce, KA3ONZ

Check your mail label! If it shows

December 2000

You must pay your dues before next meeting.

Just the Minutes

Jill Brodt, N3ZSR

President Don Reamer, KA3JWE called the February 1st club meeting to order at 7:35 PM, with 47 members and 6 guests present.



Bill, K3ANS stated that an amendment should be made to correct the call sign for Dave, N3EYT, (not N3YET) who made the motion last month to reinstate Fred Lanche, N3QLU. Blair, K3YD made a motion with a second from Bryan, KB0MEE to accept the January Minutes with the correction. The motion passed.

The Treasurer's Report shown elsewhere in this newletter was accepted with a motion from Dave, N3EYT, and seconded by Mark, K3MP. There are presently 281 club members.

Barry, N3NVA reported that there was nothing new to report from the Web Server.

The VE Session for February will be held at IU20, with 6 pre-registered testers. Bill, N2DH reported that the new test fee is $10.00, and that he needs more VE's. Anyone who is interested should contact him or his wife, Thalia, KB3CSR.

The following guests were welcomed to the meeting, **Jamie, KF4ERW / Danny, W3ZF / Ed, N3MSK / Kristina, KB3FYE / Sean Andrews / Benjamin Williams.**

Don, KA3JWE announced a new policy for new members. The names of new applications will be read during each month's general meeting. These applications will be held for one month and the names posted in the newsletter. The club will vote on the applications during the next general meeting.

Douglas, N3WDH and Ken, WA3MQY were reinstated as a club members, on a motion from Blair, K3YD and seconded by Dave, N3LWY

Barry Mitchweek, KB3FMI / Charles Eckhart Jr., KB3FDM / John Andrews, KB3FWV / Pat Shea, AJ3B / Ed Thomas, W3EFT / Mark Withers, KB3FDN / and James Lepitler, KB3EJK were voted into the club on a motion from Carl, AA3IX and seconded by Malcolm, N3XRL.

Bob Esch, Christmas City Chairman, had the paper and logs for printing up the certificates.

Don presented certificates to **Jeff Kelly (with Chris, N3RPV accepting for him) and to Ken, WA3MQY** for their many hours of hard work on our repeater with Barry, N3NVA. Don also presented a certificate to **Bob, KB3CSS** for being the chairperson of Christmas City Special Event Station 2000.

Carl, AA3IX announced that he needs a cook for this years Hamfest.

The program for the evening was presented by Barry, N3NVA on our repeater, and how the voting system works.

The meeting was adjourned at 8:10 PM on a motion from Barry, KB3FMI and seconded by Blair, K3YD.

de Jill N3ZSR, Secretary

Please Pass On To Everyone You Know

via Internet

I received a telephone call last evening from an individual identifying himself as an AT&T Service technician who was conducting a test on telephone lines. He stated that to complete the test I should touch nine (9), zero (0), the pound sign (#) and then hang up.

Luckily, I was suspicious and refused. Upon contacting the telephone company, I was informed that by pushing **90#,** you give the requesting individual full access to your telephone line, which enables them to place long distance calls billed to your home number. I was further informed that this scam has been originating from many local jails/prisons.

I have also verified this information with UCB Telecom, Pacific Bell, MCI, Bell Atlantic and GTE. Please beware. **DO NOT press 90#** for ANYONE. The GTE Security Department requested that I share this information with EVERYONE I KNOW. Please pass this on to everyone YOU know. If you have mailing lists and/or newsletters from organizations you are connected with, I encourage you to pass on this information to them, too. After checking with Verizon they said it was true so do not dial (9), zero (0), the pound sign# and hang up for anyone.

This was sent to me from a person in San Antonio who works for the Department of the Army. BEWARE OF CALLS you may get.

Jim Monahan
Day & Zimmerman/Protection Technology

My Ham Radio History

by Mark, WA3KIF

I got interested in amateur radio as perhaps many did, via CB radio. One day my father came home with a Lafayette CB radio. I couldn't have been more than 11 years years old. That would have been about 1964, We had a ball !! I became very interested and attended the "Coffee Breaks" with him each week. These "Coffee Breaks" were less than meetings, more like get-togethers of local CB'ers. They talked about antennas and the latest equipment.

Dad eventually bought a colinear antenna which was installed on the roof. My mother was not happy but tolerated this as she had two in the house were hooked. I have a brother who was older and didn't have the same interest in CB as I did. After a time, Dad bought another radio and installed it in his Opal Cadet. I remember the big topic of the day was "What kind of antenna do we get for the car?" He finally decided on a fender mount that required drilling a hole in the fender. This was not a problem as his interest outweighed the physical condition of the car.

We heard real distant stations. I remember him telling me that he "worked" Fleetwood !!!! WOW. I didn't know where that was (probably "down-the-line") and didn't care. He was excited and so was I.

One day, Dad came home from work and began talking about ham radio. That sounded much too expensive and too hard. Others became hams, not us. His interest went from CB to ham radio and as a result, so did mine. I don't know how or with whom he made the contact, but we went to a W3OI meeting which was held at 12th & Sumner Avenue in Allentown. I probably was 11 or 12 years old at this time. I wasn't sure what everyone was talking about but Dad was bound to become involved in the club.

We began to attend a few Novice classes and then the club moved to its Queen City location. The Novice classes continued and I found the classes fascinating and the code came easily. I was a lot younger then. Dad, on the other hand, was struggling with the code and never did get his ham license. I passed my test and became WN3KIF. The "N" indicated that I was a Novice and had two years to upgrade or lose my license. Dad had told me that if I passed my Novice test, he would buy me a Heathkit HW-16. It was a CW (only) transceiver that used plug-in crystals. He kept his word and soon I was assembling my first ham station !!!!!!

Although Dad never got his license, he remained active in the club and became the club's PR contact. He worked at the Morning Call and was able to get photographs and arranged for reporters to cover events like Field Day. He was able to get signs printed at work which hung around the club's meeting/operating rooms. I got tired of being restricted to CW only and decided to upgrade. I wanted that general class license. I was a junior at Allen High School (1969) and I convinced Dad to let me borrow his 1962 Chevy II and drive to Philadelphia (alone) on a weekday so I could take my General Exam. Those were the days before VE's and one had to travel to center city Philadelphia for exams above Novice. I passed and returned home, now as WA3KIF.

Dad was happy for me and purchased a Heathkit HW-32A. This was a single-band SSB rig. Once again, I cleared my desk and began building my new radio! Finally it was done and was connected to a 20 meter dipole in the back yard. Finally the test. I turned it on and saw the lights glow. What a feeling! As I tuned around the band, I heard nothing. Problems with the radio. I was stuck. I spoke to Pres Schuler (W3VQ) who was the Lehigh Valley's radio "Guru." Pres agreed to help me and soon I was on the air on 20 meters !! What a thrill. I finally felt like a real ham. I could work CW (as I kept my HW-16) and could talk to DX stations.

I would stay up late at night (on "non-school" nights). Thank goodness for headphones. I did pretty well with that old dipole. Well, college came (1970-1974), then marriage (1976) and then graduate school. Ham radio took a back seat to these events but was never forgotten. I still had fond memories of meetings, Field Days gone-by , etc.

I finally ran across a catalog from AES and saw an HT for about $250. Imagine the size !! I was used to huge radios with tubes. THIS would work? On any 2-meter frequency? I HAD to have one. We had just bought a house and it was my wife's turn to go to graduate school. We could not afford this toy - I ordered one !

I was back as a ham, at least on 2 meters. I recovered my HW-32A from my mother's house and set up a station in the cold laundry room of my first house. The old Heathkit worked pretty well. Again, I erected a dipole across the roof of the house. This was my station for several years while we saved money for another house. This NEW house we were going to build, was going to have a shack !!! No more cold laundry rooms for me.

Enough rambling. I presently have a terrific radio shack in the house with a "township permitted" MFJ vertical. I gave my HW-32A SSB rig to my brother who was a radioman in the US Coast Guard hoping to get him interested in ham radio. He put it in the basement and I don't think ever turned it on. To replace my HW-32A, I purchased a Kenwood TS-430S from Don Smith (KC3CV). My brother, the former radioman who had little interest in the CB radio and shelved my HW-32A, is now K3LAR and has become hooked on DX and CW !!!!

de Mark, WA3KIF

40 years of QST

by Bob, KB3CSS

Since becoming a ham in '98 I had been looking for some inexpensive way to fill in the gaps for the many QST articles written over the years. The CD RAMs are great, but quite expensive, and it's not the same as turning the pages a month at a time.

So when I saw the free offer by Stokley, W3SB, on the Club Net, I saw my golden opportunity. I immediately e-mailed my interest to him, and a short while later discovered that I was now the proud owner of the 40 years of QST. I picked them up at Stokley's house this past Saturday, and during the loading process my wife Diane and I were given the treat of learning something about his years of DX-ing, as well as (for me) seeing his whole operation.

I was impressed with the many QSL cards on his wall from countries all over the world, as well as an album of special QSLs that he had arranged. I was even more impressed with the fact that he had made his many contacts using RTTY and CW, with the former mode his preference. I had not been exposed to the RTTY operation in practical terms, and was delighted to learn more about it.

After seeing his "shack", my tongue was probably hanging out, because I had only begun acquiring the HF capability, and anything I could learn about the operation was for me new knowledge. After loading up my QST treasure, he showed me his antenna, and gave me some historical background on his problem with "covenants", and how this was overcome, in his highly residential setting.

I told him that his QST's would be well taken care of, and that eventually they would be passed onto my son, so that he too could benefit from these magazines. All in all, we had a nice visit, and he had shown me a part of the hobby I had not seen before.

Afterwards I thought about RTTY. For a ham with a hearing problem (like myself), RTTY and other data modes are probably the best way to go. I thanked him for his gift; he had made my day !!

PS. If anyone needs a particular issue of QST, give me a call, and I will gladly accommodate, as long as it is eventually returned !!

de Bob, KB3CSS

Now a Ham I are

by Ed, W3EFT

When I was a teenager, (68 in Jan. '01), we had a GE table model AM, FM, SW. radio for family entertainment. Even though I had three siblings, when the radio fell out of favor, (TV), I inherited it.

I put it on the window sill, no external antenna, next to my bed. At night while in bed I would tune it in to AM stations like; WIP (Phila). WWVA (Wheeling), WBZ (Boston), WLS (Chicago), WBT (Charlotte), KMOX (St. Louis), KDKA (Pitts), WSM (Nashville). Memories aplenty here!

Then in curiosity I tuned to the SW to see what it was about. There I found a whole new world! Or should I say "the rest of it". I found time signals, Hams on USB, AM, CW, and plenty of foreign stations. The Russians had a program called, **" you couldn't do better than write us that letter"**.

I would get mad at what they said about us because I knew it was a lie. The Portuguese had a slogan that I liked, " remember, we must and will win ".

These were Iron Curtain times. Later in my working years I bought a Zenith Trans-oceanic Model 3000. It has all transistors. I still have it and keep it tuned to the BBC. I always had an interest in the back of my mind to perhaps becoming a Ham someday.

But I didn't savor the thought of doing Code. Then back in 1961 I bought the 38th Edition of ARRL's Radio Amateur's Handbook. I studied it somewhat, but life's events, children and such, took my interest away. Now retired, I recently heard that the code test was at 5wpm. I decided to take DLARC's class for the entry level exam, given in the fall of 2000. The class was very well done. Plus I already knew some electronics from my time in the Navy. I have taken three elements and passed.

I am now a proud General Class Amateur. At present I don't have a rig, but that will change in the very near future.

de Ed,W3EFT



Beginnings!

by Mike K3NWN

"It's that damn ham!!," thundered my dad as the Tv picture suddenly appeared to have been pulled right to left in a jagged pattern. We had just come inside to watch the baseball game of the week and the first pitch had barely left the pitchers hand when the picture went south! Wow, I thought, what could make him so upset. It was then that I had my first exposure to the world of ham radio, and was determined to learn more about how one becomes a ham.

I must have been about 12 and I was becoming very interested in radio and television broadcasting. Several of my friends and I had already experimented with "wireless" broadcasters; those devices that sent a signal to an AM radio and we could play "DJ." We had microphones and turntables and mimicked the DJ's that we listened to on the local stations in the Susquehanna Valley as well as those in Philly, New York, Detroit and Ft. Wayne (WOWO) and CKLW, Windsor, Ontario.

By the time we were in 8th grade my friends and I had a been introduced to the York Amateur Radio club by a ham who worked in the local electronics store. When we started 9th grade we learned that our school had a "ham radio" club and that's where we learned the code and theory we needed for the Novice exam.

The nun who ran club Sr. Miriam K3PPG, (she had been at Allentown Central once upon a time) drilled us in code practice and a local ham, "Doc" Gabrielle (he was a physician) K3BZK schooled us in theory and operating procedure. As a result, most of us were licensed at an early age. In fact, we were so into ham radio that if we had to choose between seeing the latest radio equipment or a Bridget Bardot film (not that we could get in), we'd choose the rigs!!!

On one field trip, I got to meet the ham who was a regular visitor to my dad's Tv. He was Paul Stumpf W3AQN who might have been knows to some DLARC members (Paul is a SK). He gave us a nice tour of his shack and demonstrated what could be done with a KW which was just about anything!

My first Xmtr was a reliable, if somewhat underpowered, Heath DX-20. After receiving my general, I added an Eico plate modulator to this Xmtr and surprised more than one ham with the audio quality. It was also around this time that my friends and I discovered the wonderful world of 75 meters and regularly checked in to the Windjammers Net operated from somewhere around Tamaqua. It also had some members in the state of Delaware.

Ham radio was also to play an important role in my life after I graduated from college. Some of you may recall that our wonderful government had gotten us enmeshed in some unpleasantness in South East Asia. The President evidently felt that my assistance was needed so he sent me a personal invitation to join the Army (that was so nice of LBJ). To make a long story short, having both a ham ticket and a First Class Commercial license, enabled me to obtain a branch transfer from the infantry to the signal corps. For those unfamiliar with the military, the motto of the infantry officer is "follow me" whereas the motto of the signal corps officer is "call me when you get there!" I seriously believe that without the ham ticket, I would have been leading an infantry company in Vietnam instead of publishing newspapers, magazines and producing radio-tv newscasts at AFVN Radio -TV Saigon.

Almost 20 years after I last checked into the Winjammers, and after moving to the Lehigh Valley from New Jersey, I was listening to a 2mtr net from Pottsville when I heard a call sign that sounded familiar. A quick call confirmed that it was indeed Fran, K3PGZ the same K3PGZ that my friends and I had met through the Windjammers! Not long after this encounter, I was on the 70 machine and learned about the DLARC which was then meeting somewhere in Easton. I later went on to become Club Secretary for three years and Vice President for two years. And to think, it all started with "that damn ham!"

de Mike K3NWM

Two New Members

by Dick, KA3MOU

Applying for membership. There are two applications.

1. PHIL WEBER KH2EI. Phil holds a General class license. Phil is interested in the following club activities: Field Day and Newsletter Contributor.

2. COOPER WEBER. Cooper is the son of Phil Weber. Cooper will be applying for a family membership.

Bug Catcher Antenna

by Bob, KB3CSS

The April issue of QST explained how to build a Bug Catcher style mobile antenna. Since I had recently acquired an Icom-706, and wanted to use it in my Dodge Caravan, the article was just what I needed.

During the summer, with two months off from teaching Math at the high school, I decided I would make the attempt, so I went to RadioShack and Home Depot to get the necessary materials. After reading the directions carefully several times, I started the project and cut the PVC tubing to the appropriate lengths, and assembled the pieces according to the directions.

Then it came to the coil winding. The directions called for 25 turns spaced 1/8 inch apart for the Loading coil, 11 turns spaced 1/8 inch apart for the Matching coil, and a center coil spaced more than 1 inch apart, but less than 1 1/2 inches. The center coil would then be attached to the other two coils by means of alligator clips, so that the total length of the coiled antenna could be adjusted (tuned) for the various ham bands. A RadioShack whip would then be placed on the top end, as the vertical radiator element, and adjusted for the appropriate band.

The whole idea of coils is very mysterious to me, since my entry into the ham-world started on June '98. My understanding of coils is to "fool" the radiated waves into thinking that the antenna is electically longer than its physical length, so that the antenna can be mounted on a vehicle without hitting objects less than 12 feet high as one cruises down the highway.

I knew that I could use electrical tape to fasten the center coil as it was being wound. But how does one wind NEATLY 11 or 25 turns of bare copper wire, 1/8 inch apart, onto a short piece of PVC tubing? I had never done this before, and the copper wire I was using seemed to defy my efforts to wind neatly.

I e-mailed the designer of the antenna using the QST article, and he was very helpful. He told me to wrap the wire tight, keeping the turns next to each other first, and then space these turns the required distance later, after securing the ends with tape. I found that the tape was a hindrance, and that it didn't allow me the ability to spread the turns easily, so I thought about the problem, and decided to attach weights to each end of the tightly wound coil, after putting the PVC tubing in a vise. This would allow me to use both hands to spread the coil, and yet keep the necessary tension on the wire so it would not unwind.

I realised later that this winding method would not account for a half-rotation necessary to make the complete number of turns, so I attached one end of the coil to a rope suspended from a ceiling joist (available in my garage workshop), and proceded to do the windings. After the winding on the one coil was completed to my satisfaction, I used the "epoxy clay" to secure the windings until after it set up. Once the epoxy hardened (after the 30 minutes), I could remove the weights and the rope, and the coil would stay in place.

It worked. I was able to complete the antenna as per the directions, and after a couple of days, I had a repectable looking antenna. The only remaining task was to mount the antenna somehow on my van. But that's another story !!

de Bob, KB3CSS

Delaware-Lehigh Amateur Radio Club Inc
Income and Loss Statement

Balance 12/31/00		**$7,030.43**
INCOME		
Donation Income Fifty - Fifty	32.00	
Dues and ARRL	1,151.00	

TOTAL INCOME		**1,183.00**
EXPENSES		
Guest Meal	11.16	
Postage	114.00	
Refund Chris,Curt,Daryl overpayment dues	10.00	
Renewal ARRL	32.00	
Supplies Labels	17.48	
Telephone	32.38	

TOTAL EXPENSES	**217.02**	
TOTAL INCOME-EXPENSES	**965.98**	
Balance 1/31/01		**$7,996.41**

de,Dick,KA3MOU, Treasurer

Check your mail label if it says 12/30/00, This is the last newsletter you will receive.

Mail your check to Dick Dech at the address shown on the back of this issue to remain a member.

Are Your Dues past due?

by Dick,KA3MOU,treasurer

Check your mailing label. If your label is **12-31-00** your dues are past due. This could be your last newsletter. Since your dues were not paid by February 10, 2001.

Your name is not in the club directory. If you do not pay your dues by the March meeting. You will have to fill out and application to be reinstated for membership.

Dues break down. **Full Membership**

18-65 Jan. - Dec. $17.00

July - Dec. $8.50

Full Membership under 18 years, 65 years or Retired (no age limit) **$12.00**

Additional family member
(each family member) **$3.00**

Associate Membership **$7.00**

At 12/31/00 the club membership 281.

There are a total of 56 members who have not paid their 2001 dues.

Paying your dues by check, make the check out to **DLARC.** If paying your dues at a club meeting. Use an envelope with your call on the outside of the envelope.

If you mail your dues. Mail your dues to me.

RICHARD A DECH
120 MCILHANEY AVENUE
BATH PA 18014-1612
Dick, Treasurer of DLARC



Your editor about the 15th of the month

For Sale

by Mark K3MP

Astron Power Supply VS-35M $125.00
Yaesu FT-225RD 2Mtr All mode .$200.00
Mirage B101..6 2Mtr Amp 10W in - 160 Watts Out $150.00
SWR & PWR Mtr 1.8 - 220 Mhz 15W - 1.5 KW $75.00
Dentron Pwr Mtr 50-15-Mhz20W- 200 W$ 45.00
Vectronics DL-2500 2500W Cooled Dummy Load $150.00
Heath Cantenna Dummyload 1.8 - 400 Mhz to 1Kw $ 50.00
MFJ260B Dummy Load 1 -150 M 300W $ 25.00
Kenwood If-232C Interface $ 50.00
Kenwood TS-940S/AT (VCO Problem) $900.00 O.B.O.
Kenwood SP-940 Speaker w/Filters $50.00
Yaesu NC-60B Battery Charger $ 10.00
World Time Clock Model 612408 $500.00
New Howard Miller Clock Company 200.00 Asking
You can get in touch with me using email
k3mp@enter.net

de Mark, K3MP

WX2PHI Special Event

Hazardous Weather Week

There will be a Special Event promoting the beginning of **Hazardous Weather Week** in Pennsylvania on March 18th. **WX2PHI** will be on the air from **1500Z to 2100Z, March 18.**

The frequencies that will be used are **7.273, 14.273,** and **28.373.** With a SASE, you will get a nice certificate.

Send a SASE with your QSL to

John Holmes, WX3W,
WX2PHI Special Event,
126A Worman Road,
Bath, PA 18014-9099

John Holmes, WX3W SKYWARN
Tech Committee NWS, Mt. Holly, NJ WX2PHI
Special Event Chairman wx3w@skywarn.net

My Emergency Tool Box

by Bryan, KB2WY

I recently made an emergency (RACES) toolbox that is totally self contained and has a mobile rig, power supply and antenna plus more inside. I am not sure if this is what you have in mind, but I would be willing to send you a rough draft of the story with drawings. I know the newsletter doesn't put pictures in the newsletter, but perhaps I could hook up with Jeff and he could put pictures of it on the website. Just ideas....

*b126WA<

The toolbox is totally self contained, from the antenna, to the power supply, I have part numbers, diagrams, and when the box is closed up, you would never know it has radio equipment inside. I like it for RACES emergencies. It is ideal for grab and go !! Waterproof and dustproof, and durable for in the trunk and going to and from the various locations we operate from. I got the idea after going to a hospital a few weeks ago and possibly having to lug a mobile rig inside and worry about setup etc. It looks somewhat professional also.

de Bryan KB3FGL

To all volunteer printers/mailers for WX3MAS:

by Bob KB3CSS

When you have sent your QSL certificates, please e-mail me with the callsign and contact number, so I can check it off on my list.

I was able to get mine to the post office this AM before the WX got too bad.

If you incurred any out of pocket expenses, and you would like reimbursement, save your receipts and we'll take care of them.

Many of the QSLs I sent were postcard replies, and I felt they deserved a certificate nonetheless, so I put a certificate in an envelope for each and included them in my mailing.

As far as the QSL cards that were sent to us, please save them. I'd like to make a scrapbook of them for this year. It is a nice way to document our event and for club members to see the varied types of QSL cards from around the country. Also, please bring them to the next club meeting, or send them to my home address.

Bob Esch
5394 Green Meadow Road
Northampton, PA 18067-8916

If there is a particular QSL card you would like to keep, to document your own QSL, let me know, and I'm sure the scrapbook will contain it.

If you have any additional questions, you can e-mail me at **kb3css@enter.net.**

de BobKB3CSS

VE Test Results February

by Bill, N2DH
Two new no code technicians licenses

Billy Colasanti-Kutztown
Greg Skinner-Alburtis

Ve's at session **Glade Schroeter, WA3MVQ Robert dickerson W3HJ, Gilbert (Skip) Kauffman K3CC**

de Bill, N2DH

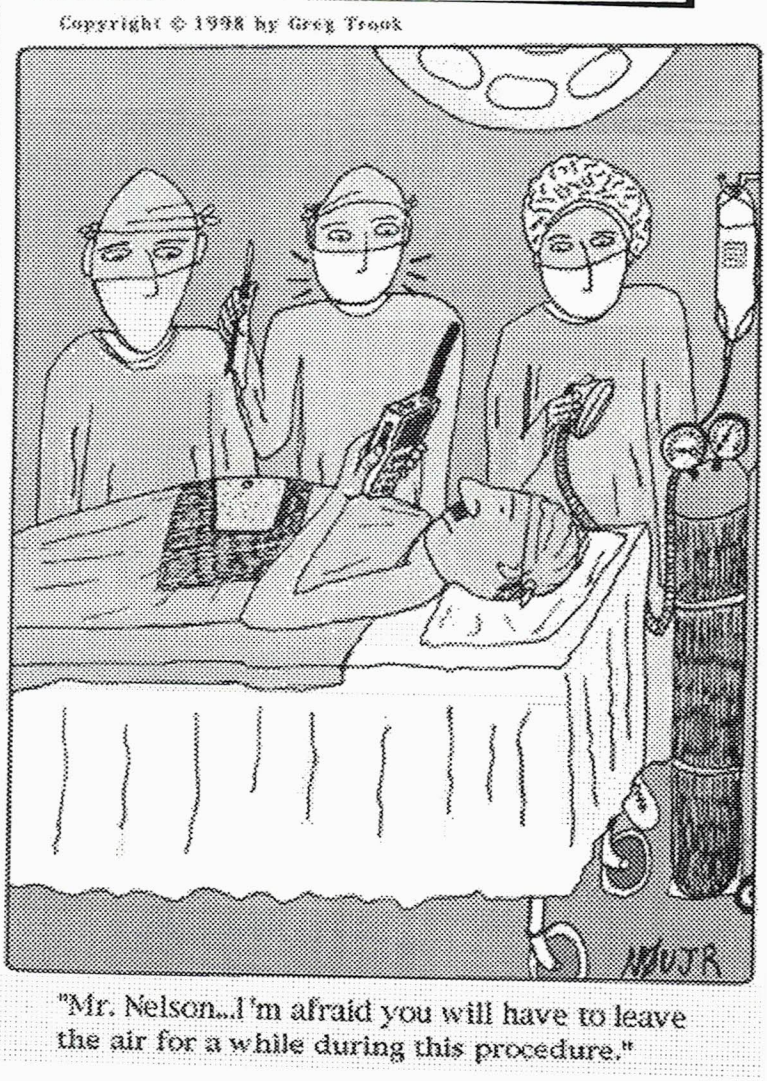

"Mr. Nelson...I'm afraid you will have to leave the air for a while during this procedure."

All Amateur Radio Operators are invited to
Participate to the DLARC, RACES & ARES nets on
146.70 and 444.90 W3OK/RPT (pl 151.4) with an alternate of W3PYF/RPT 145.11
W3OK trustee Chris Hornaman, NU3L
The Nets are held on Wednesdays at 7:00PM

==========

==========

The W3OK CORRAL is published monthly and is the Official Publication
of the Delaware-Lehigh Amateur Radio Club Inc.

==========

==2000-2001==

CLUB OFFICER

President -Don Reamer.(donster@enter.net)..KA3JWE...610-252-3063
Vice Pres. Jeff Keller ....(jeffk@enter.net).....N3QZT.....610-863-8507
Secretary -Jill Brodt.....(n3zsr@fast.net).....N3ZSR.....610-588-6977
Treasurer - Dick Dech....(ka3mou@enter.net)..KA3MOU..610 837-1585

EXECUTIVE COMMITTE

Joe Chuk.....(chuk@kutztown.edu).....W3JD...610-799-0337
Barry Vogt.....(n3nva@enter.net).....N3NVA..610-863-7204
Al Krensavage.....(wo4h@ enter.net).....WO4H...610-559-1836
Glenn Brodt.....(n3ulw@fast.net).....N3ULW..610-588-6977
Dave Blankenship.....(n3eyt@aol.com}.....N3EYT....610-974-8749
Bob Green.....(ke3aw@juno.com).....KE3AW..610-432-8286

NEWS STAFF

Editor - Clarence Snyder .....(w3pyf@aol.com)..W3PYF.610-252-2109
Circulation.....Richard Dech & XYL MaryAnn..KA3MOU 610 837-1585
Mailing List .Richard Dech.(ka3mou@enter.net)KA3MOU 610-837-1585

CLUB MEETINGS

All regular meetings of the D.L.A.R.C. are held on the first Thursday of each month
7:30 PM at IU 20 Building in Palmer Township
TALK IN ON 146.70
Any comments or articles contributed to this newsletter
should be addressed to *(w3pyf @aol.com}* or Clarence Snyder, W3PYF Editor.
717 Porter Street, Easton, PA 18042-1548

visit our web page

http://www.dlarc.org

18032-7204 04

DATED MATERIAL - PLEASE DO NOT DELAY

MEMBERSHIP EXP 12-31-01
ROBERT A GREEN KE3AW
346 CREST DRIVE
WHITEHALL PA 18052-7204

The W3OK CORRAL
Greystone Building Gracedale Complex
RR 8
Nazareth, Pennsylvania 18064-9278

Presorted
Standard
U.S. Postage Paid
Lehigh Valley, PA
PERMIT No. 138